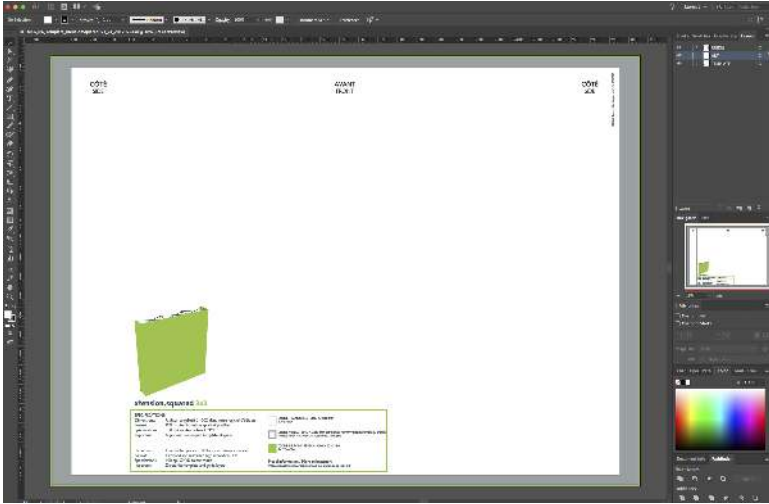





# ART REQUIREMENTS



## DESCRIPTION OF EACH AREA

 **VISIBLE AREA:** Text or logos in this area may disappear or be deformed on the final product.

 **SAFE AREA:** Place your text and logos in this area.

 **BLEED AREA:** Do not include crop marks: the bleed must consist of your image and not white space.

## ACCEPTABLE SOFTWARE

### Illustrator


.AI, .EPS, High resolution .PDF  
Layered files are preferred.

InDesign files are not accepted.

## SAVE YOUR FILE AS PDF

### Save High Quality Print

Choose the High Quality Print option when exporting your file as a PDF.

Do not include any color bars or guides: 

### Before saving your file, ensure that:

All elements have been flattened and rasterized  
All crop marks have been removed

## RESOLUTION

120 dpi resolution at the final format at 1:1 scale (100%)  
Files under 72 dpi will be pixelated  
Certain products must be created at half size at 200 dpi

## COLORS

**Color mode: CMYK**

Pantone colors: **SOLID COATED only**

## UPLOADING ART

You can always send us your artwork via:

**Dropbox link**

**Google Drive**

**Any other file sharing**

## FTP Upload:

**Visit:** box.com

**User:** uploads@gatewaypowered.com

**Pass:** Gateway2018

**Port:** 990

**All files must be added to "Art" folder or it will not be received.**

*In order to provide the best quality, these instructions must be followed. If they are not, we will request revised artwork files.*

*If you are not able to make the proper adjustments and would like us to, we charge \$120/hr to fix the artwork.*